

Zoom: Get/log into a BMC account

Last Modified on 03/14/2023 6:52 pm EDT

Zoom is a web-conferencing tool with features that make it easier to run large collaborative meetings such as a collaborative whiteboard, polling, and breakout rooms.

Personal vs. BMC Zoom accounts

- You can use a **personal Zoom account** to **attend** most meetings hosted by Bryn Mawr College faculty, students and staff.
- However, all current Bryn Mawr College students and employees are eligible for accounts on Bryn Mawr College's institutional Zoom license, and a **BMC Zoom account**:
 - Allows you to host meetings for up to 300 attendees with no time limits.
 - Is necessary to **be an alternative host for a meeting hosted on a BMC Zoom account**
 - May be necessary to take **full advantage of the Moodle and Panopto integrations**.

Note: If you're not sure if you have a BMC account, read [Zoom: Am I using A Bryn Mawr Zoom account?](#)

Activate your BMC Zoom Account

If you have a personal Zoom account, do one of the following **BEFORE** you activate your BMC Zoom account:

- If you want to keep your personal account, [change the email address associated with it](#) to something other than an @brynmawr.edu address (if necessary).
- If you don't want to keep the personal account, [cancel your subscription](#) if you have one, then [delete the account](#).

When you're ready to create your BMC Zoom account, follow the instructions to **Log in to Your BMC Zoom Account: Use a Web Browser** below. The first time you log into Zoom using the **Sign in with SSO** option and your Bryn Mawr College credentials your account will be activated.


If you run into any difficulty, please contact help@brynmawr.edu. (You may also need to contact Zoom support for help troubleshooting a personal account, since LITS cannot see or manage information about non-BMC accounts.)

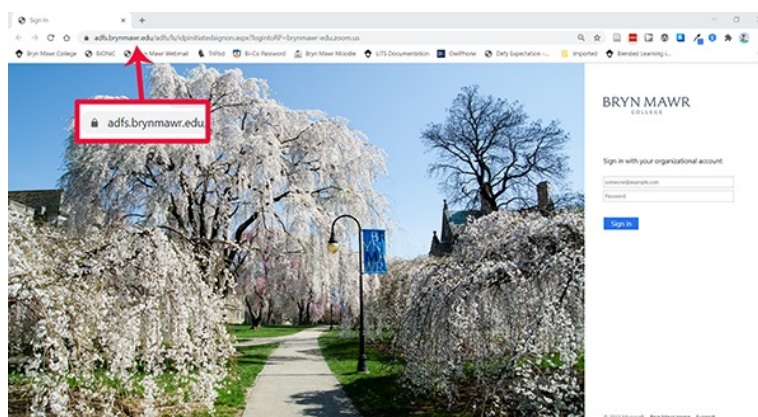
Log Into Your BMC Zoom Account

You can log into your BMC Zoom account through the **Zoom web portal** or the **Zoom desktop** or **mobile app**.

Through the Zoom Web Portal


To log into your BMC Zoom Account using a web browser:

1. Open a private or incognito window in your web browser (e.g., Chrome, Firefox, Safari, etc.)
2. Go to brynmawr-edu.zoom.us 
3. Click **Sign in with SSO**.
4. If you are **already** logged into a College platform such as Outlook or Moodle, your Zoom profile page may open automatically; if not, you will be redirected to a Bryn Mawr login page to enter your college credentials and authenticate with Duo.





With a Zoom Desktop or Mobile App

To log In to Your BMC Zoom Account through the Zoom Desktop or Mobile App:

1. Download [the Zoom desktop client or mobile app](#)  to your device(s)
2. Click the **Sign in with SSO** (desktop client) or **SSO** (mobile app) button.
3. If you are prompted for a company domain name enter **brynmawr-edu** (**NOTE the hyphen, don't use a dot!**).
4. You will be redirected to a Bryn Mawr login page to log in and authenticate with Duo.

You may not be prompted to log in every time when using the Zoom desktop or mobile app on the same device.

Learn more:

- For meeting hosts, see [Zoom: Host a meeting](#).
- For students & meeting attendees, see [Zoom: Participate in a meeting](#).
- Prefer video tutorials? [Zoom has them!](#) 
- Zoom also [routinely hosts live training webinars with professional trainers](#) , including some designed for educators. These are free for BMC community members as part of our license.

Questions?

If you have any additional questions or problems, don't hesitate to reach out to the **Help Desk!**

Phone: 610-526-7440 | [Library and Help Desk hours](#) 

Email: help@brynmawr.edu | [Service catalog](#) 

Location: Canaday Library 1st floor
