

Moodle: Participate in a workshop activity

Last Modified on 08/15/2023 5:03 pm EDT

The Moodle Workshop activity is used for peer review of papers and assignments. If you're in a class using the workshop activity and are confused by its different phases, read on.

Before you start, you may need access to the following:

- a **Registered student** or **Auditor** role in a Bryn Mawr Moodle course

Setup Phase

The workshop will be in this phase until the your professor opens it for submissions. There is nothing you need to do in this phase.

Submission Phase

In this phase, the Workshop is open for you to submit the work that your peers will later review. The interface the same as for Assignments, see [Moodle: View and submit assignments](#) for more information.

Assessment Phase

During this phase, you and your peers will read and comment on each other's work. Depending on the assignment, you may have one or multiple submissions to assess.




- Click the **Assess** button to look at the submission(s) assigned to you.
- Make sure to follow all directions from your instructors on how to assess others' submissions.
- Click **Save and continue editing** while you are working on an assessment so that you don't lose your work. If you need to stop and come back later, click **Save and continue editing** before closing the window.
- **Close and save** when you are completely finished and ready to submit your assessment.

Grading and Close Phase

Only your instructors will be able to see the Workshop materials during the Grading phase. When they

are finished, they will put it into the **Close phase** so that you can see feedback from your peers and instructors and grades, if any.

Want More Info? Read These Articles from Moodle

- MoodleDocs: [Workshop Activity](#) 
- MoodleDocs: [Workshop FAQ](#) 
- MoodleDocs: [Using Workshop](#) 

Questions?

If you have any additional questions or problems, don't hesitate to reach out to the **Help Desk!**

Phone: 610-526-7440 | [Library and Help Desk hours](#) 

Email: help@brynmawr.edu | [Service catalog](#) 

Location: Canaday Library 1st floor
